



Urgent
231

Document ID : LHMC/KSCH/Lab/1
Version 1

भारत सरकार / GOVT OF INDIA
लेडी हार्डिंग मेडिकल कॉलेज एवं सह अस्पताल
LADY HARDINGE MEDICAL COLLEGE & ASSOCIATED HOSPITALS
कलावती सरन बाल चिकित्सालय
KALAWATI SARAN CHILDREN'S HOSPITAL
बंगला साहिब मार्ग, नई दिल्ली-110001 / BANGLA SAHIB MARG, NEW DELHI-110001

क्लीनिकल हिमेटोलॉजी लैब
CLINICAL HAEMATOLOGY LAB

नाम /Name	Ajish	आयु /Age	6yrs	लिंग /Gender	M
C.R. No.	8499	Consultant			
Ward/OPD	pmdec	Unit/Bed No.			
Date/Time	12/4/26	EDTA/Citrate/Heparin/Nil			
Nature of Anticoagulant	—				
Diagnosis/History	CBC				

[Signature]
Signature of the Doctor

Today's Lab. Ref. No.

Time of Receipt

INCOMPLETE FORM IS NOT ACCEPTABLE

Acute lymphoblastic Leukaemia

Name Darish Age at Diagnosis 6 years Gender male

Presentation: Khair presented in swl abd 2 yo at neck swelling

Initial TLC: 16000 increasing in size x1.5 months

LAP: Bulky Yes/No CK LAP (significant)

CXR: >1/3 Yes/No Inguinal W (+) (Non significant)

Liver: Bulky Yes/No (No)

Spleen: Bulky Yes/No (No)

B/L testis: normal/Enlarged

B/L renal mass palpated

ECT - Mediastinal mass
Anterior - 4.7 x 9.7 x 10.2 cm

Renal Bx

LCA (+)

CD3 (+)

CD99 (+)

CD19 (-)

Bone Marrow/Peripheral Blood:

BMA - No blasts
atypical greenage
rest of the

Rt kidney 12 x 5 cm

Lt kidney 12.6 x 5 cm

No hydronephrosis

Diffuse Infiltrate

B/L pleural effusion

Cytogenetics: -awated (9:22) } Neg

Karyotyping:

1st CSF: PLC/DLC/RBCs - RBC - neg

Malignant cells - neg.

HIV
HCV } NR
HSV

Day 8 Absolute Blast Count: Not traced

Day 35: Bone Marrow

usg w/A₂ -> 12.2 x 6.2 -> (EOE) 6.5 x 3mm
u 13.9 x 5.9 -> 7.5 x 3.2mm

EOC (T-ALL/Refractory): Bone marrow

MRD

Initial Risk

High Risk

Final Risk

Sample No.: 8499 ARISH PMDCC
 Patient ID:
 Name:
 Sample Comment:

Rack:
 Ward:

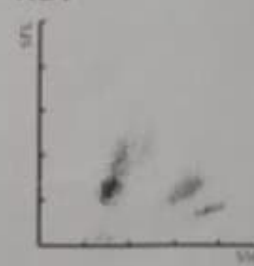
Position: 17/04/2026 11:15:19 WB
 Doctor:
 Birth: Sex:
 Nickname: XN-1000-1-A

Positive


Morph. Count

WBC	2.54	[10 ³ /uL]	
RBC	2.41	[10 ⁶ /uL]	
HGB	7.5	[g/dL]	
HCT	24.0	[%]	
MCV	99.6	[fL]	
MCH	31.1	[pg]	
MCHC	31.3	[g/dL]	
PLT	150	[10 ³ /uL]	
RDW-SD	52.0	[fL]	
RDW-CV	14.5	[%]	
PDW	11.4	[fL]	
MPV	10.9	[fL]	
P-LCR	30.2	[%]	
PCT	0.16	[%]	
NRBC	0.00	[10 ³ /uL]	0.0 [%]
NEUT	1.11 *	[10 ³ /uL]	43.7 * [%]
LYMPH	1.12 *	[10 ³ /uL]	44.1 * [%]
MONO	0.19 *	[10 ³ /uL]	7.5 * [%]
EO	0.12	[10 ³ /uL]	4.7 [%]
BASO	0.00	[10 ³ /uL]	0.0 [%]
IG	0.01 *	[10 ³ /uL]	0.4 * [%]
RET		[%]	[10 ⁶ /uL]
IRF		[%]	
LFR		[%]	
MFR		[%]	
HFR		[%]	
RET-He		[pg]	
IPF		[%]	
WBC-BF		[10 ³ /uL]	
RBC-BF		[10 ⁶ /uL]	
MN		[10 ³ /uL]	[%]
PMN		[10 ³ /uL]	[%]
TC-BF#		[10 ³ /uL]	

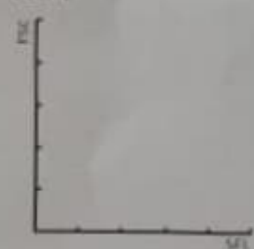
WDF




WNR




RET




PLT-F



RBC



PLT



WBC IP Message
 Atypical Lympho?

RBC IP Message
 Anemia

PLT IP Message

Clinical correlation

HEMATOLOGY CASE RECORD

DIVISION OF PEDIATRIC HEMATO-ONCOLOGY

KALAWATI SARAN CHILDREN'S HOSPITAL, DELHI

Name Aanish Khan Age/Sex 5 year 11 month
 Father's Name Nasirud Date of Admission _____
 Address V14 Kapandlika, Pathini Chemparan, Bahad

Ph./ Mob.: 9572429312
 Blood Group _____ Weight 15kg Height 102cm Surface Area 6.542

SYMPTOMS: (mention duration of each symptom)

- Fever.....
- Pallor.....
- Skin bleeds.....
- Epistaxis.....
- Other bleeds.....
- Lymphadenopathy..... B/L CX LAP ingested on cox significant
- Bone pains.....
- Joint pain.....
- Eye Swelling.....

SIGNS

- Pallor.....
- Bony Tenderness.....
- Gum Hypertrophy.....
- Skin bleeds.....
- Lymphadenopathy (size/ sites)..... 2x2cm CX LAP B/L
- Joint swelling.....
- Liver (cms) 1.5cm > mid-umbilicus...yes/ no
- Spleen (cms) N.P > mid-umbilicus yes/no.....
- Other lump(s)..... B/L renal masses palpable firm to hard
- Testes.....
- Meningeal sings/Focal Neurological Deficit.....
- Fundus.....

- LN Biopsy: (No.....)
- D 8 PS Absolute blast count (exact number).....
- D 14 marrow: (write percentage of blasts).....

• OTHER TESTS

- Mx test.....
- HIV.....
- HbsAg.....
- HCV.....
- LFT: Bil T 0.3 0.121 SGOT 34 SGPT 24 ALP 616
- KFT & Urea 349 Creatinine 0.47 Uric Acid 2.6
- S Calcium 10 Phosphorus 2.56 Potassium.....
- CXR..... medicathinal widening (+)
- Skeletal Survey.....
- USG Abdomen.....
RK 12.7 x 6.3 cm - CAP maintained
LK 15.5 x 5.8 cm - CAP maintained
-
SLC with prominence of
Pc5-
- CT.....
- PET Scan (date).....
- MRI.....

BS

T-Cell, Interim Maintenance Phase

T-ALL, Interim Maintenance Phase

Day	1	2	3	4	5	6	7	8	9	10	11	12	13	14	15	16	17	18	19	20	21	22	23	24	25	26	27	28	29	30	31	32			
IT-MTX																																			
As per age (IT)																																			
Methotrexate 5000 mg/m ² (IV) over 24 hours																																			
Folinic Acid 15 mg/m ² (IV)																																			
6-Mercaptopurine 25 mg/m ² (PO)																																			

Protocol will start, when ANC > 0.75 and PLT > 75

Intrathecal Methotrexate (ITMTX): < 2 years = 8 mg; ≥ 2 - < 3 years = 10 mg; ≥ 3 years = 12 mg

Intrathecal Methotrexate, (doses as above), days 1, 15, 29, 43

Methotrexate 5000 mg/m², IV, on days 1, 15, 29, 43, infused over 24 hours

Folinic Add 15 mg/m², IV, 42 hrs from start of each methotrexate infusion, and then 48 and 54

6-Mercaptopurine 25 mg/m²/day, po days 1-49; ; in the evening, empty stomach, avoid dairy products 2 hours before and after

No Cotrimoxazole, 1 week prior, during this Phase. Restart day 48

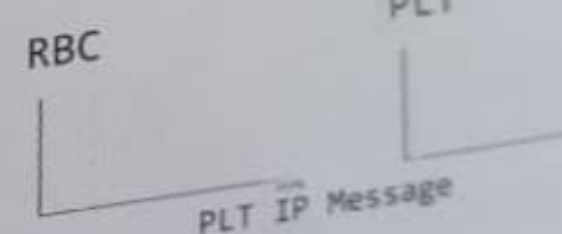

Sample No.: 8499 ARISH PMDCC
 Patient ID:
 Name:
 Sample Comment:

Ward: Rack:

Position: 17/04/2026 11:15:15
 Birth: Doctor
 Nickname: Ser 88-2888-1-4

Positive
 Morph. Count

WBC	2.54	[10 ³ /uL]	
RBC	2.41	[10 ⁶ /uL]	
HGB	7.5	[g/dL]	
HCT	24.0	[%]	
MCV	99.6	[fL]	
MCH	31.1	[pg]	
MCHC	31.3	[g/dL]	
PLT	150	[10 ³ /uL]	
RDW-SD	52.0	[fL]	
RDW-CV	14.5	[%]	
PDW	11.4	[fL]	
MPV	10.9	[fL]	
P-LCR	30.2	[%]	
PCT	0.16	[%]	0.0 [10 ³ /uL]
NRBC	0.00	[10 ³ /uL]	43.7 * [%]
NEUT	1.11	[10 ³ /uL]	44.1 * [%]
LYMPH	1.12	[10 ³ /uL]	7.5 * [%]
MONO	0.19	[10 ³ /uL]	4.7 * [%]
EO	0.12	[10 ³ /uL]	0.0 * [%]
BASO	0.00	[10 ³ /uL]	0.4 * [10 ⁶ /uL]
IG	0.01	[%]	
RET		[%]	
IRF		[%]	
LFR		[%]	
MFR		[%]	
HFR		[pg]	
RET-He		[%]	
IPF			
WBC-BF		[10 ³ /uL]	
RBC-BF		[10 ⁶ /uL]	[%]
MN		[10 ³ /uL]	[%]
PMN		[10 ³ /uL]	
TC-BF#		[10 ³ /uL]	



PLT IP Message

RBC IP Message
 Anemia

WBC IP Message
 Atypical Lympho?

Clinical correlation

[Signature]



भारत सरकार

Government of India

तमंना

Tamnna

जन्म तिथि / DOB : 01/01/2003

महिला / Female



4063 7325 9463

मेरा आधार, मेरी पहचान



भारतीय विशिष्ट पहचान प्राधिकरण

Unique Identification Authority of India

पता: C/O नौशाद खान, वॉर्ड न-09, कपरधिका,
भैरोगंज, भैरोगंज, पश्चिमी चम्पारण, बिहार,
845106



Address: C/O Naushad Khan, ward no-09,
Kapardhika, Bhairoganj, Bhairoganj, West
Champaran, Bihar, 845106

4063 7325 9463



1947



help@uidai.gov.in

WWW

www.uidai.gov.in

ABHISHIKHA TRUST

S. No...34....

Date: ...18.../...04.../...2026...

सेवा में
श्रीमान ट्रस्टी महोदय जी
आभिशिकहा ट्रस्ट

G-3, Gali No. 7, Pusta
Sonia Vihar, दिल्ली - 110094
महोदय,

मैरा नाम तमना है, मैं बिहार की रहने वाली हूँ, मैरा बच्चा
5 साल का है, मैरा बच्चा कैंसर से पीड़ित है, हमने अपने बच्चे
के इलाज में सबकुछ लगा दिया, मैरे पास मजदूर है, अब
हमारे पास अपने बच्चे का इलाज कराने के लिए कुछ नहीं
बचा है, मैरे बच्चे की हालत इस समय बहुत खराब है, मैरे
बच्चे के इलाज के लिए आभिशिकहा ट्रस्ट ने हमारी मदद की
जैसे उसका इलाज हो पा रहा है, अभी मैरे बच्चे की
हालत बहुत खराब है मैरी आपसे प्रार्थना है मैरे बच्चे के
लिए आपसे भी मदद करें ताकि उसकी जान बच सके,

धन्यवाद
तमना

